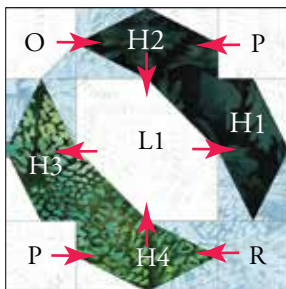


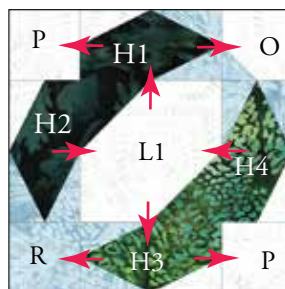
Anteli BOM Correction of an error: For Month 10 page 34, Blocks O and P had accidentally switched places. Here is they are how they should be. These Blocks are shown correctly elsewhere.

## BLOCKS O, P, AND Q: (4) EACH OF 6 1/2" x 6 1/2" BLOCK OS, PS, AND QS

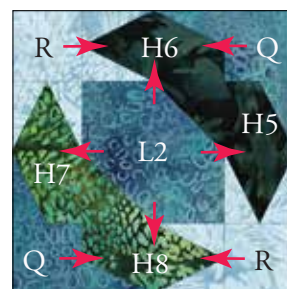
**1** Organize Units H1-H8, L1, L2, O, P, Q, and Rs as shown. Sew units into rows. Press. Sew rows together, and press. You now have (4) 6 1/2" x 6 1/2" Block Os, (4) 6 1/2" x 6 1/2" Block Ps, and (4) 6 1/2" x 6 1/2" Block Qs.



(4) 6 1/2" x 6 1/2" Block Os



(4) 6 1/2" x 6 1/2" Block Ps



(4) 6 1/2" x 6 1/2" Block Qs